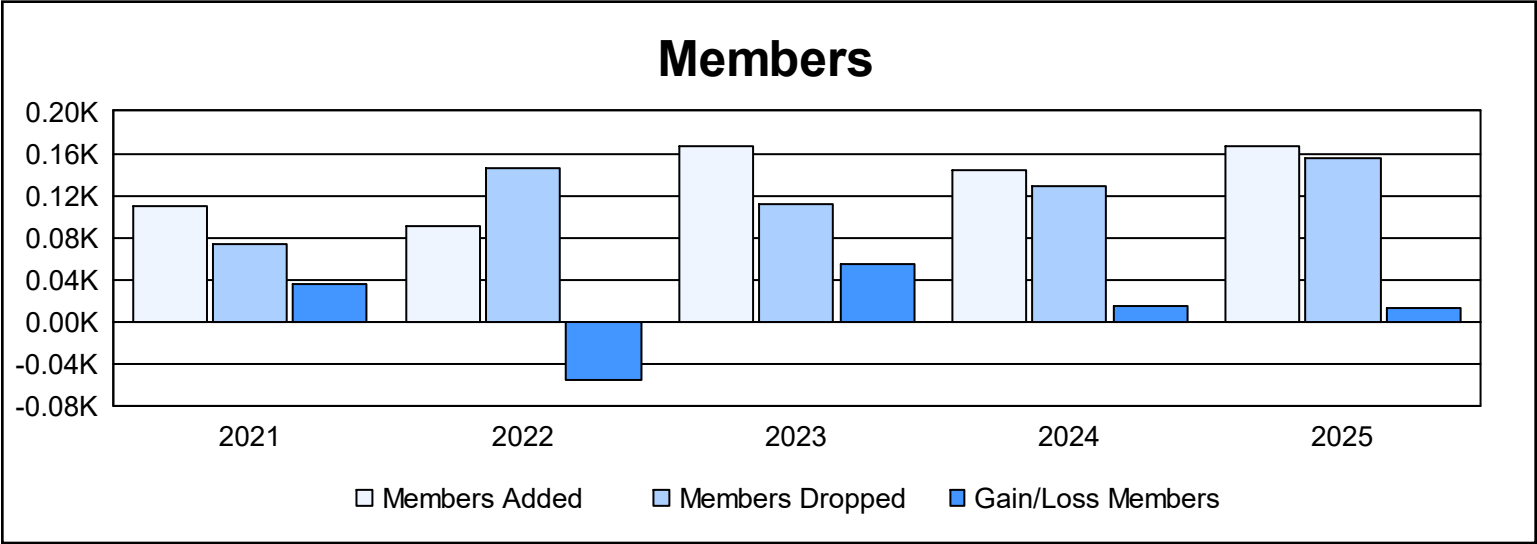
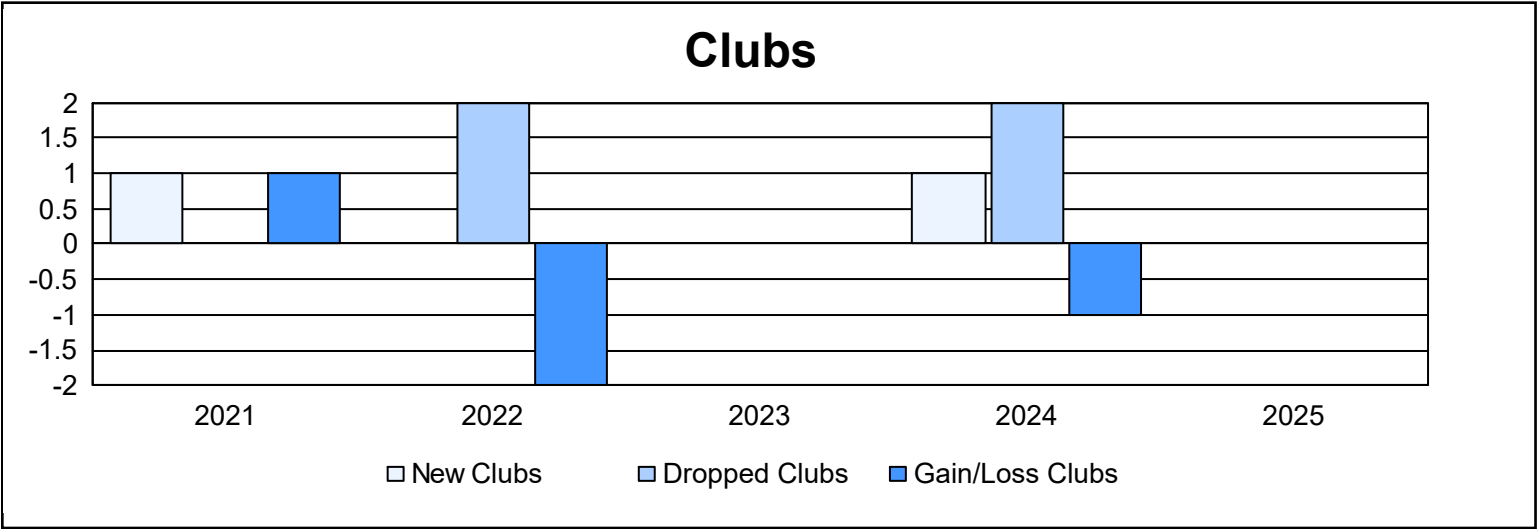
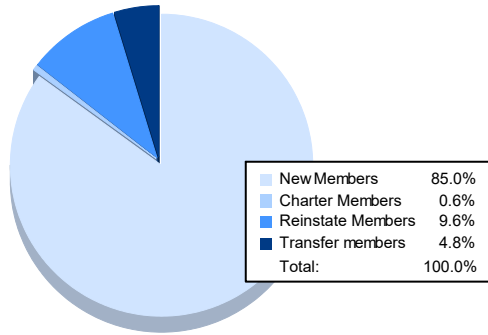


| Year      | New Clubs | Dropped Clubs | Gain/ Loss Clubs | New Members | Charter Members | Reinstate Members | Transfer Members | Total Member Added | Total Members Dropped | Gain/ Loss Members |
|-----------|-----------|---------------|------------------|-------------|-----------------|-------------------|------------------|--------------------|-----------------------|--------------------|
| 2020-2021 | 1         | 0             | 1                | 80          | 23              | 0                 | 6                | 109                | 74                    | 35                 |
| 2021-2022 | 0         | 2             | -2               | 86          | 0               | 0                 | 4                | 90                 | 145                   | -55                |
| 2022-2023 | 0         | 0             | 0                | 156         | 0               | 2                 | 8                | 166                | 112                   | 54                 |
| 2023-2024 | 1         | 2             | -1               | 116         | 23              | 0                 | 4                | 143                | 128                   | 15                 |
| 2024-2025 |           |               |                  | 142         | 1               | 16                | 8                | 167                | 155                   | 12                 |
| Average   | 1         | 1             | -1               | 116         | 9               | 4                 | 6                | 135                | 123                   | 12                 |



### Membership Composition June 2025 Cumulative



### Gender Composition June 2025 Cumulative

